

Let's Talk About Alligator Baby


Here is another Robert Munsch story with which the children love to participate.

Invite your child to help you make all the sounds that are in italics.



As you read the story several times, your child will begin to anticipate the sound that comes next.

This story is fun for anytime, but reading it may help a child who has a new baby brother or sister. Even though there is a new baby, Kristen is still needed and appreciated.



Find time to talk to your child about ways in which he is needed and appreciated in your family.

Let's Play With Rhymes

I'll Touch My Hair

(Do actions as rhyme indicates.)

I'll touch my hair,
My lips, my eyes,
I'll sit up straight
And then I'll rise.

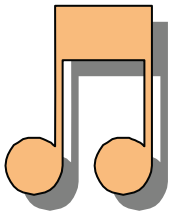
I'll touch my ears,
My nose, my chin,
And then I'll sit
Back down again.



Come A' Look A' See

(Sing with calypso rhythm)

Come a' look a' see,
Here's my mama. *(Hold up thumb)*
Come a' look a' see,
Here's my papa. *(Hold up index finger.)*
Come a' look a' see,
My brother tall *(Hold up tall finger)*
Sister, baby, *(Hold up ring and baby fingers.)*
I love them all. *(Bring fingers together and kiss Italian style.)*



Note to Parents & Caregivers

In this story, Kristen is the first one to recognize there is a problem and it is she who is able to solve it. Stories that show children as the heroes and heroines help build children's confidence.

Share
stories of
children who
save the
day!

Let's Create

Say Cheese!

Create a picture frame using cardboard from the front or back of an empty cereal box. Help your child cut a large rectangle or oval hole in the middle. Leave enough space around the outside of the hole to decorate with dried pasta or rice. After the glue has thoroughly dried, add color with spray paint or paint brush. (To hang the frame use string looped through two holes punched into the top of the frame.)



Your child now has a frame ready to display his pictures. Can he draw a picture about **Alligator Baby** or a picture of his family?


Let's Be Together



Talk with your child about all of the different types of animal babies. How do they look different from each other? Discuss their color, skin, sounds they make, etc.



Differences
make us
special.



Then ask your child if all *people* babies look the same. Talk about different colors of eyes, skin and hair. Ask your child to name one thing that is the same with all babies and one thing that is different with some babies. (For example, something that is the same about eyes is that babies have two. Something that is different about eyes is that they may be colored blue, brown or green.)



Early Literacy Specialist
Hastings-Frontenac-L&A
(613) 354-6318

Early Literacy Specialist
Kingston & The Islands
(613) 546-9355

Pathways for Children & Youth
Frontenac-Lennox & Addington
(613) 546-8535