

Let's Talk About Baby Faces

This book uses simple words with strong vowel sounds. Exaggerate the words by saying them slowly, clearly and with emphasis.

As you read the book make your face look like the baby in the book.



Talk and sing face to face with your baby. This helps your baby understand and learn to speak.

Let's Play With Rhymes

Tummy Button

(Touch baby's body parts as you say them.)

These are baby's fingers.

These are baby's toes.

This is baby's tummy button,
'Round and 'round it goes.

These are baby's eyes.

This is baby's nose.

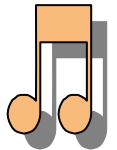
This is baby's tummy button,

Right where mommy blows.

(Buzz lips on baby's tummy.)

If You're Happy and You Know It.

If you're happy and you know it
clap your hands.



If you're happy and you know it
clap your hands.

If you're happy and you know it
and you really want to show it.

If you're happy and you know it
clap your hands.

*Make other verses using words in the book;
for example:*

If it's yummy and you know it say "Yum yum"

Note to Parents & Caregivers

Before birth a baby is learning the sound and rhythm of his mother's voice. A six month old child can recognize vowel sounds that are the basic


The first sounds a baby makes are vowel-like —ah, eh, uh.

**Encourage
baby to
gurgle and
play with
sounds.**

Let's Create

Infants are explorers. They want to try new things. Let your baby dip his hands in cold water. Shiver and let the baby copy you. Put her hands in warm water (not too hot!) and say, "Ah! That feels nice."

Show him how to rub his tummy and say "Yum-yum" to food he likes. For a tiny baby you can rub his tummy. Say "yum yum" and smile.



Give your baby a plastic mirror to look at herself. This will help her recognize her appearance. She can also experiment with different expressions she makes with her face.

Let's Be Together

You can help your baby learn about feelings. Use a doll or stuffed animal to show how things make you feel.


The doll is crying, so sad.

The doll tips over, uh-oh.

The doll needs a change, so stinky.

The doll wakes up, yippee you are awake!

Babies love faces.



Trace the parts of your baby's face with your baby's finger and tell him the word.

Then let your baby touch your face the same way finding your eyes, nose, smile, eye brows, etc.

**Faces
help
babies
learn
about
feelings.**



Early Literacy Specialist
Hastings-Frontenac-L&A
(613) 354-6318

Early Literacy Specialist
Kingston & The Islands
(613) 546-9355

Pathways for Children & Youth
Frontenac-Lennox & Addington
(613) 546-8535