


Let's Talk About Five Little Monkeys Sitting In A Tree




This story is fun to say as finger play.
Use the 5 fingers on one hand to represent the 5 monkeys.
Wiggle a different finger each time a new monkey speaks.

Each time the crocodile snaps, a monkey disappears. Can your child find clues in the trees to help him guess where those monkeys have gone?

Each time the crocodile snaps the quantity of monkeys sitting on that one tree branch lessens.

Count the number of monkeys that are left each time the crocodile snaps. This is a fun way to introduce the idea of subtraction.

Open and shut the other hand like the jaws of a crocodile.
Snap at the monkeys with when the story says to do so.



Let's Play With Rhymes

Alligator, Alligator


Alligator, alligator
Long and green
(Use fingers and thumb of one hand to make snout of alligator.)
Alligator, alligator
Teeth so mean.
(Open and close fingers and thumb.)
Snapping at a fly,
Snapping at a bee,
Snapping at a frog,
But you can't catch me! *(Shake head.)*



Ten Little Monkeys

(To tune of "Ten Little Indians")

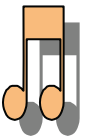
One little, two little, three little monkeys,
(Hold up 3 fingers.)
Four little, five little, six little monkeys,
(Hold up another three and so on.)
Seven little, eight little, nine little monkeys,
Ten little monkey friends.



Note to Parents & Caregivers

Many books introduce young children to numbers and quantity. After reading the story, re-read and pause on different pages to count things in the pictures. Counting will help a child remember the order of numbers. Counting will also help children relate the sound and look of numbers to the quantity each number represents.

Story books can help with math.



Let's Create

Monkey Mask



Use a paper bag large enough to go over your child's head.

Help your child cut holes in the bag where your child's eyes need to see through.



Use crayons, markers, construction paper, fuzzy fabric, egg carton sections (or other craft materials you might have around the house) to create cheeks, nose, ears and mouth.

The monkey face your child creates may be worn to act out the **Five Little Monkeys Sitting in a Tree** story or to play other games of make-believe.

Let's Be Together

Talk to your child about teasing.

Was it a good idea for the monkeys to tease Mr. Crocodile?

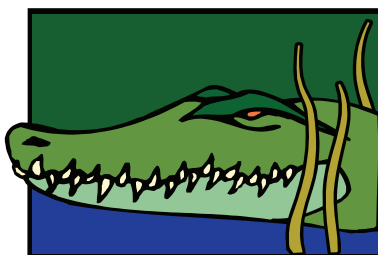
Have they ever been teased?

What would they do if someone was teasing them?



Substitute your child's name into the rhyme and then repeat it.

One little David sitting in a tree,
Along came a crocodile as quiet as can be.



Listen to
your child
and talk
about
ways to
cope with
teasing.



Early Literacy Specialist
Hastings-Frontenac-L&A
(613) 354-6318

Early Literacy Specialist
Kingston & The Islands
(613) 546-9355

Pathways for Children & Youth
Frontenac-Lennox & Addington
(613) 546-8535