

# Let's Talk About Five Little Monkeys With Nothing To Do

Ask your child, "Have you ever thought you have nothing to do?"

These monkeys were given lots of jobs. After reading the story once, ask your child to remember all the things these monkeys did to help out? Read the story again. Did your child remember all the things the monkeys did?



Encourage your child to speak the monkey's part, "But we're bored again. There is nothing to do!"

Count the monkeys on page 36. Using fingers on one hand for the five little monkeys, add two more fingers from your other hand for Mama and Aunt Bessie. Add up the monkeys by counting with your fingers.

By using fingers to count, you are introducing the math concept:  $5 + 2 = 7$ .

## Let's Play With Rhymes

### 5 Little Monkeys

Five little monkeys jumping on the bed;  
One fell off and bumped his head.  
Momma called the doctor and the doctor said,  
"No more monkeys jumping on the bed!"

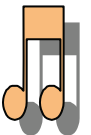
Four little monkeys jumping on the bed;  
One fell off and bumped his head.  
Momma called the doctor and the doctor said,  
"No more monkeys jumping on the bed!"



Three little monkeys jumping on the bed;  
One fell off and bumped his head.  
Momma called the doctor and the doctor said,  
"No more monkeys jumping on the bed!"

Two little monkeys jumping on the bed;  
One fell off and bumped his head.  
Momma called the doctor and the doctor said,  
"No more monkeys jumping on the bed!"

One little monkey jumping on the bed;  
One fell off and bumped his head.  
Momma called the doctor and the doctor said,  
"Put those monkeys straight to bed!"



## Note to Parents & Caregivers


At first children learn to count by rote. They learn to memorize and say the pattern of 1, 2, 3 ....

When we use numbers in stories and rhymes, however, children begin to understand that numbers represent quantity.

Use  
counting  
rhymes  
and  
stories  
often.

## Let's Create

### Soap Designs



Use a bar of soap to draw squiggles or a picture on white paper.

(It will be difficult to see the lines of soap.)

Add a little water to some paint to create a wash.

Paint over the paper with this thinned paint.

The soap design will show through.




## Let's Be Together

Play charades with your child. Act out different household chores. Take turns guessing what the other person is doing.



Discuss all of the jobs that need to be done in the house to keep it neat and clean.

What extra jobs would you do if you had company coming to visit?



Make a list with your child of things she could do when she is bored. The list may be in words or pictures cut from magazines.

Make sure the list includes lots of fun things to do on his own. Do not include watching television on the list. Post it on the fridge. The next time he is bored he is ready with ideas of things to do.

**Children  
enjoy  
being  
helpful  
and busy.**



Early Literacy Specialist  
Hastings-Frontenac-L&A  
(613) 354-6318

Early Literacy Specialist  
Kingston & The Islands  
(613) 546-9355

Pathways for Children & Youth  
Frontenac-Lennox & Addington  
(613) 546-8535