


# Let's Talk About Hiding

The child in this book always leaves a clue as to where he can be found. Look at the pictures with your child and find these clues.



Play hide and seek. Take turns hiding yourselves or a stuffed animal. Leave part of your body or toy visible so your child may find it more easily.

Read **Hiding** several times. Pause when you come to a rhyming word. Encourage your child to fill in the missing word. Once your child is able to correctly guess the missing word, start pausing at short phrases. Your child may

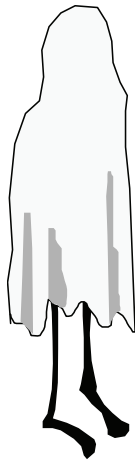


soon tell you the story with (or without) the book.

## Let's Play With Rhymes

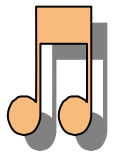
### I'm Hiding

I'm hiding, I'm hiding,  
*(Place small blanket over child.)*  
And no one knows where,  
For all they can see  
Are my nose and my hair!  
You found me, you found me,  
*(Remove blanket from child)*  
You figured out where!  
Now you can see me  
From here down to there!  
*(Point to child's head and then feet.)*



### Where is Thumbkin

*Sing to Frere Jacques. Hide your hands behind your back to start.*



Where is thumbkin?  
Where is thumbkin?  
Here I am! *(Bring out one hand, thumb up.)*  
Here I am! *(Bring out other hand, thumb up.)*  
How are you today, sir? *(Nod one thumb.)*  
Very well, I thank you. *(Nod the other thumb.)*  
Run away, run away. *(Hide hands one at a time behind back)*



*Repeat using "Pointer", "Tall Man", "Ring Man" and "Baby"*

## Note to Parents & Caregivers

Between 9 and 12 months of age babies typically learn that objects still exist even when they can't see them. This is called "object permanence". Object permanence allows a child to develop memory and imagination.

Memory  
and  
imagination  
are  
important  
to reading.

## Let's Create



### Band-Aid Finger Puppets

Let your child draw faces on the pads of 10 Band-Aids. Encourage him or her to make each face look different. Can your child make some of the finger puppets look happy, sad, surprised or scared?

Stick the finger puppets over the fingerprint sides of your child's fingers. Now he or she is ready to sing "Where is Thumbkin".



These finger puppets are also fun to use with other finger plays you or your child know.

## Let's Be Together

Talk with your child about playing hiding games.


When is it a good time to hide?

Where are safe places to hide?

Talk with your child about times when he feels like hiding.

Why would someone choose to hide other than when she is playing a game?

What could he or she do instead of hiding?



**Play hide  
& seek  
with your  
child.**



Early Literacy Specialist  
Hastings-Frontenac-L&A  
(613) 354-6318

Early Literacy Specialist  
Kingston & the Islands  
(613) 546-9355

Pathways for Children & Youth  
Frontenac-Lennox & Addington  
(613) 546-8535