

# Let's Talk About I Can Blink

As you read this book to your child, do the actions and make faces.



Show your child the little mirror at the back of the book so she can see herself making funny faces.

Ham it up a little and have some fun. Your child will love to see your funny faces and his own. This helps your child learn that books are fun and entertaining.

Monkey starts with "m". Show your child a letter "m". Emphasize the 'mmm' sound when you show her the "m".



Tell her the name of the letter and show her how to print it.



Ask your child to name words that start with the 'mmm' sound such as;

Mummy, mat, maple, meat, mist, magic, etc..



## Let's Play With Rhymes

### Monkey See-Monkey Do

*Do the actions.*

Oh, when you clap, clap, clap your hands

The monkey clap, clap, claps his hands.

*Chorus:*

Monkey see,  
monkey do.



The monkey does the same as you.

*(Motion towards monkey, then toward self.)*

When you stamp, stamp, stamp your feet,

The monkey stamp, stamp, stamps his feet.

### Monkey See-Monkey Do

*Cont'd*

And when you jump, jump, jump up high,

The monkey jump, jump, jumps up high.

*(Repeat chorus.)*

And when you make a funny face,  
The monkey makes a funny face.

*(Repeat chorus.)*

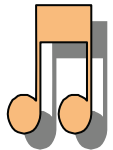
*And when you turn yourself about,*

*The monkey turns himself about.*

*(Repeat chorus.)*



A song for the letter "M".



Do You Know the Muffin Man?

Oh, do you know the muffin man,  
the muffin man, the muffin man?

Do you know the muffin man who lives on Drury Lane?

Oh, yes I know the muffin man,  
the muffin man, the muffin man.

Oh, yes I know the muffin man who lives on Drury Lane.

## Note to Parents & Caregivers

Before learning to read or learn the alphabet children need to become aware of the separate sounds in words. Singing songs like the "Muffin Man" will help them learn the beginning sounds of words. Children are usually interested in names (their own especially!) This interest can give you another opportunity to talk about sounds.

Making fun with the sounds in words help children with reading.

## Let's Create


There are ten animals in this book. With your child count up to 10. Then, count to ten on fingers and toes. Count out groups of ten.




Macaroni, raisins, buttons, stones or other small things are good for counting.



**Supervise this activity carefully to be ensure that your child doesn't put small things in his mouth.**




As you and your child walk or drive around town, look for numbers and talk about them.



## Let's Be Together

What other things can you and your baby do?



Use the mirror and help your baby blow, pucker, kiss, stick his tongue out, and smile.

Pretend you and your child are the animals in this story. What does each animal say?

Which ones are loud and which ones are quiet?

How would each animal move around your house, with big stomping steps or soft little steps?

**It is fun to pretend to be something different.**



Early Literacy Specialist  
Hastings-Frontenac-L&A  
(613) 354-6318

Early Literacy Specialist  
Kingston & The Islands  
(613) 546-9355

Pathways for Children & Youth  
Frontenac-Lennox & Addington  
(613) 546-8535