

# Let's Talk About Peek-a-WHO?

**Peek-a-WHO** is a great example of a predictable book for young children.

Predictable books give your child a hint as to what is coming next. In **Peek-a-WHO?** there is a hole that the child can look through to the next page.

As you read the book, ask your child to guess what is coming up on the next page. All learning involves making mistakes. Predictable books help your child learn that it is ok to make mistakes.

## The Yellow Giraffe

The yellow giraffe is tall as can be,  
*(Reach up high.)*


His lunch is a bunch of leaves off a tree.  
*(Pretend hand is nibbling leaves.)*

He has a very long neck and his legs are long too.

*(Stretch neck and legs.)*

And he can run faster than his friends in the zoo.

*(Run on the spot.)*



## Let's Play With Rhymes

### Choo-Choo Train

This is a choo-choo train,

*(Bend arms at elbows.)*

Puffing down the track.


*(Rotate forearms in rhythm.)*

Now it's going forward,

*(Push arms forward)*

Now it's going back.

*(Pull arms back.)*



Now the bell is ringing,

*(Pull bell cord with closed fist.)*

Now the whistle blows.

*(Hold fist near mouth and blow.)*

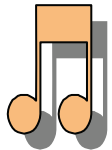
What a lot of noise it makes,

*(Cover ears with hand.)*

Everywhere it goes.

*(Stretch out arms.)*

### Down by the Station



Down by the station,  
early in the morning.

See the little puffer-bellies  
All in a row.

*(Point to imaginary engines.)*

Hear the station master

Shouting, "All aboard now!"

Cup hands to mouth.

Chug! Chug! Toot! Toot!

*(Bend elbows and chug.)*

*(Pull the whistle.)*



## Note to Parents & Caregivers

**Peek-a-WHO** is a predictable book. Prediction is a guess that is based on what the person already knows about the story. Using prediction is a great strategy for beginning readers.

**Prediction**  
is a  
strategy  
beginning  
readers  
use.

## Let's Create



### Look, See, Sound

Make picture cards using of the animals and things that are found in **Peek-a-Who?**

Or... find toys that match the pictures, e.g., a small cow, a ghost, an owl, a train.



Put the pictures or things on the floor in front of your child. Ask your child to look carefully at them and then to shut his or her eyes. Take one of the items away. Ask your child if he or she can guess which one is missing and what sound it makes. Let your child hide something for you to guess and make sounds!

## Let's Be Together

Gather several things from around the house that you can hide your face behind; a plastic bowl, a towel, a funny hat, a piece of colorful wrapping paper.

Call your baby's name, wait and then surprise your baby with a big smile and "Peek-A-Boo!"



Change your voice for fun or touch different parts of your baby's face; "Peek-A-Boo nose", "Peek-A-Boo cheeks".

Use the mirror at the back of the book, or a mirror at your house, to let your baby see his face and your face side by side.

Let your baby hear all the words that describe her face; eyes, nose, smile, happy, soft, beautiful.

**Peek-a-boo** is a good way to get close with your baby.



Early Literacy Specialist  
Hastings-Frontenac-L&A  
(613) 354-6318

Early Literacy Specialist  
Kingston & The Islands  
(613) 546-9355

Pathways for Children & Youth  
Frontenac-Lennox & Addington  
(613) 546-8535