

Let's Talk About Peekaboo Baby

This simple story ends with a suggestion to begin reading the book again.



Children often enjoy the same story over and over again.



This book is also a peekaboo game. Sharing books like this one, from a very early age, help nurture an attitude that reading is fun.

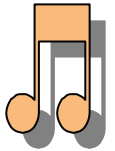
Let's Play With Rhymes

Jack in the Box

Your child can cover his head with his arms or he can hide under a blanket or a towel. The fun is staying very still, then quickly popping out.



Jack in the Box
Sit so still
Won't you come out?
Yes, I will!



Where Are You

(Sing to the tune of "Skip to My Lou" while you are playing peek-a-boo or hide-and-seek)

Jenny, Jenny (*child's name*), where are you?
Jenny, Jenny, where are you?
Jenny, Jenny, where are you?
Here's a kiss from me to you.
(Kiss your child when he "appears.")

Note to Parents & Caregivers


Sturdy books are great for babies to handle on their own. Pages in board books are thicker and easier for their little hands to hold and turn one at a time. Books with photos of other babies capture their interest and encourage them to look at every page.

Board books are good choices for babies.

Let's Create

Peek-A-Boo Toy

Cut 4 large pictures of baby faces from a magazine. Glue one picture onto each side of a sturdy cardboard box.



Use this box to play a peek-a-boo game with your child. Cover the box with a towel. Say "Peek-a-boo" and pull the towel away from the box. Which baby picture does your baby see? You might also like to make a peek-a-boo box using photos of your baby or photos of family members.

Let's Be Together


Babies love to play peek-a-boo. You can find interesting objects that your baby likes to look at and hide behind: a block, a stuffed animal, a book, a cup or even a spoon.



Don't worry if your baby can see most of your face. Little babies just need you to hide your eyes and older babies will laugh at how silly you look.

Babies love to have their face close to yours. Hold your baby close and let her touch your face.

Tell your baby what each part of your face is as she touches it; eyes, nose, mouth, eyebrows, hair. Then you can touch your baby's face slowly and gently.



Gentle touch relaxes babies and makes them feel loved.



Early Literacy Specialist
Hastings-Frontenac-L&A
(613) 354-6318

Early Literacy Specialist
Kingston & The Islands
(613) 546-9355

Pathways for Children & Youth
Frontenac-Lennox & Addington
(613) 546-8535