


Let's Create

Spiders

Make spiders.



For a small spider, use one egg carton cup.

Paint it, and attach bits of pipe cleaners for legs.

For a larger spider, decorate a paper plate.



Fold strips of construction paper in an accordion style, and glue these to the paper plate. Attach a string to the centre of the body and hang up for a wiggly-legged effect.

Let's Be Together

Talk to your child about why the spider did not want to play with her friends.

Why didn't the spider answer the animals when they asked her to go and play with them?

Did the spider use her manners with the other animals? Ask your child how the spider could have answered the animals when they asked her to play.

Talk to your child about times when he has been so busy that he did not want to go and play with his friends.



What was he doing? How did he respond to his friends when he was invited to go and play?

**Children
will
sometimes
want to
be alone.**




Early Literacy Specialist
Hastings-Frontenac-L&A
(613) 354-6318

Early Literacy Specialist
Kingston & The Islands
(613) 546-9355

Pathways for Children & Youth
Frontenac-Lennox & Addington
(613) 546-8535

Let's Talk About **The Very Busy Spider**

This little spider had a job to do and even though her barnyard friends made all kinds of suggestions of fun things to do, she stuck to her job.



Make sure your child has opportunities to hold this book, to turn the pages and to use fingers to trace the web on each page.



It's great fun to look at spider webs early in the morning when the dew on them sparkles!

Let's Play With Rhymes

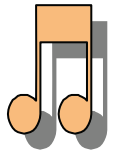
Little Miss Muffet

(Your child can act this out.)



Little Miss Muffet
Sat on a tuffet
Eating her curds and whey
Along came a spider
And sat down beside her
And frightened Miss Muffet away.

Creepy Crawly



Once there was a creep crawly
(Stand up. Creep hands up from toes.)

Climbing up the castle wall-y.

Weather changed to stormy, squally
(Arms up. Sway like a tree in the wind.)

And the rain began to fall-y.

(Flutter fingers down.)

Down from the castle wall-y

Fell the little creepy crawly.

Flump!

(All fall down!)

Note to Parents & Caregivers

Young children need to know how to turn the pages of a book, where the front and the back of a book is and how to use the pictures to help them understand the story. All these skills can be developed if a babies and young children have lots of chances to handle books

**Always keep
some books
within your
child's
reach.**