


Let's Talk About Touch & Feel Pets

Let your child hold the book as you read. Touch each texture.


Use the words in the book to describe the textures. Think of other words to describe the animals too.

- Look for other things in the house that are silky, fluffy or soft.
- Look for things that are sparkly or bumpy.



Use the book to help your child learn body parts of animals. Look for eyes, noses, ears, tails, whiskers, wings and fins.

Can your child make an animal sound or animal face for each picture in the book?



Let's Play With Rhymes


Soft Kitty, Warm Kitty

Soft kitty, warm kitty,

Little ball of fur. (*Form fist with one hand.*)

Pretty kitty, sleepy kitty,

Purr, purr, purr. (*Stoke fist with other hand.*)



Mary Had A Little Lamb

Mary had a little lamb

Little lamb, little lamb.

Mary had a little lamb.

Its fleece was white as snow.

Everywhere that Mary went...

The lamb was sure to go.

It followed her to school...

Which was against the rule.

It made the children laugh and play...

To see a lamb at school.



Note to Parents & Caregivers


For children to completely understand what an object is they need to explore it with all their senses. Touch is very important to learning about all objects. Even handling a book that is hard and stiff, but that also contains soft and bumpy parts, helps expand a child's knowledge of what a book is.

**Touch is
essential to
learning.**

Let's Create

Pet the Pet

Draw the outline of a pet on a piece of construction paper. Or cut a large picture of an animal from a magazine. Mount it on construction paper or cardboard. This will make the picture more sturdy. Cut pieces of fabric, netting, ribbon or sandpaper, etc. Have your child glue the textures onto the animal picture.



How does this animal feel? Is it strange to pet?



Let's Be Together

After reading this book, ask your child what animals she likes.

How does she feel when a pet licks him?

How does she feel when she touches a pet?

Does she have some words to describe the feeling?




**Animals
affect
our
emotions.**



Ask your child if he likes all animals.

Do his emotions change when he is around different kinds of animals. (Remember, your child's reaction to animals may be different from your own.)

Does he think certain animals make good friends?



Early Literacy Specialist
Hastings-Frontenac-L&A
(613) 354-6318

Early Literacy Specialist
Kingston & The Islands
(613) 546-9355

Pathways for Children & Youth
Frontenac-Lennox & Addington
(613) 546-8535