

Let's Talk About Two Eyes A Nose And A Mouth

We have one *pair* of eyes.


What other body parts do we have in twos?

Find clothing
(such as shoes,
mittens or socks)
that are in pairs.



Even though you cannot see how tall or big the people are in this book, you can still tell that some people are old, middle-aged or young.

Find and count all the pictures of babies that are in this book.



Let's Play With Rhymes

Mirror, Mirror

While you read this poem out loud, have your child look into the mirror and act out the motions described.

I look in the mirror and who do I see?

A very wonderful, special me! *(Point to self.)*


With pretty eyes all shiny and bright, *(Point to eyes.)*

My smile shows my teeth, all pearly white.

(Smile and point to teeth.)

It certainly is great to be

This very wonderful, special ME! *(Hug self.)*



My Windows

In my house are windows two
(Point to eyes.)

Shining clear and bright.

I can drop the curtains
down, *(Close eyes.)*

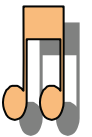
Shutting out the light.

Open, shut them; open, shut
them;

(Open and shut eyes slowly.)

Now it's dark, now light.

I can see your windows too;
Letting in the light!



Note to Parents & Caregivers

Some alphabet letters look very much the same. When a child is learning to recognize "b" and "d", for example, he will have to look very carefully to notice that the circle appears on opposite sides of the stick. Books that encourage children to observe details will help them prepare for this pre-reading skill.

Children
need to see
features of
objects
too.

Let's Create

Paper Plate Mask

Use scissors to cut eyeholes in the paper plate.

Use construction paper to cut out features such as nose and mouth.

Use yarn for hair, eyebrows, beard or moustache.



Or create facial features with crayons or colouring pencils.

Tape or staple a popsicle stick to the bottom of the mask as a handle.

Let's Be Together

Talk to your child about his features and what he thinks makes him a special person.




- What colour are her eyes?
- What kind of smile does she have?
- Talk about the features of other children.
- What features are the same?
- What ones are different?

Use a mirror to allow your child to see what they look like.



Play this game with your child. Use a mirror and call out different kinds of faces (e.g. silly, surprised, grouchy, mean, sleepy, sad, afraid, shy, etc.) Can your child show the emotions you call out?



Children learn that differences make us special.



Early Literacy Specialist
Hastings-Frontenac-L&A
(613) 354-6318

Early Literacy Specialist
Kingston & The Islands
(613) 546-9355

Pathways for Children & Youth
Frontenac-Lennox & Addington
(613) 546-8535