




Family Literacy Week

January 21 to January 28

- Use these age appropriate ideas to celebrate family literacy at home every day this week.
- Go to your local public library to borrow books and use the computers.
- Find out what your neighbourhood school is doing to celebrate Family Literacy Week.
- Check local newspapers and radio stations for details about great **Family Literacy Day** events in your area.

Age	Monday	Tuesday	Wednesday	Thursday	Friday, January 27 Family Literacy Day	Weekend
7-9 years	<p>Family Literacy Week</p> <p>See how many words your children can make using the letters from the phrase “Family Literacy Week”.</p>	<p>A Secret Story</p> <p>Ask someone in your family to tell a story about when they were young, a school tale, a sports event, a travel adventure.</p>	<p>Secret Message</p> <p>Encourage your child to write a message to a family member; show them how to keep their identities a secret by cutting words from magazines and newspapers and pasting them on a sheet of paper.</p>	<p>Licence Plate Reading</p> <p>While out in the car with your child, look for familiar letters, letter and number combinations or words on licence plates.</p> <div style="border: 1px solid black; padding: 5px; width: fit-content; margin: 10px auto;">4FAMLIT</div>	<p>TV Together</p> <p>Watch a TV show with your children. Discuss what they like and do not like.</p> <p>Talk about new ideas and words from the TV show. Identify other similar or different programs.</p>	<p>Architectural I Spy</p> <p>With all the family, go for a neighbourhood walk.</p> <p>Look for shapes or structures that look like a letter. Together, see if you can find the whole alphabet!</p>
10-13 years	<p>Take Note</p> <p>Encourage your children to respond to societal and world issues from their perspective; for example, the state of local sports facilities.</p> <p>Encourage your children to express their opinions.</p>	<p>Mum and Dad Don’t Like Your Music?</p> <p>Write your own review of your favourite song to change their minds.</p> <div style="text-align: center;"></div>	<p>Word of the Day</p> <p>With your children, look in magazines to find an interesting or unusual word such as egregious or ossify; cut it out.</p> <p>Together, look up the meaning of the word in a dictionary or on-line.</p>	<p>Heuristic Hunt</p> <p>Pick out a word together from the dictionary and use it throughout the day; write a story together using the word.</p> <p>Look for words that have several meanings such as; “What does a cook cook?” or “Does pop pop?”</p>	<p>Media Literacy</p> <p>Ask your child to show you their favourite YouTube clip.</p> <p>Discuss your children’s and your personal reactions and emotions that these clips produce.</p>	<p>Rap It Up</p> <p>Choreograph a dance to match to your favourite rap song.</p> <p>Play charades!</p> <div style="text-align: center;"></div>

 We make every effort to provide age-appropriate suggestions for learning.
It is the parents’ responsibility to choose activities that are suitable for their children.



Computer literacy is an important skill for children to achieve.
Make sure your children learn how to navigate the net safely.