

# Family Literacy Week

## January 21 to January 27, 2008

- Use these age appropriate ideas to celebrate family literacy at home every day this week.
- Go to your local public library to borrow books and use the computers.
- Find out what your neighbourhood school is doing to celebrate Family Literacy Week
- Check local newspapers and radio stations for details about great **Family Literacy Day** events in your area.



| Age          | Monday  | Tuesday   | Wednesday   | Thursday  | Friday  | Weekend<br>Family Literacy Day  |
|--------------|---|---|---|---|---|---|
| 0-3<br>years | <p><b>My Story</b></p> <p>Use family photos or magazine pictures to make a book to share with your children.</p> <p>Give the book a title.</p> <p>Read the book together.</p>   | <p><b>Puppet Pal</b></p> <p>Make a simple puppet out of a sock or a wooden spoon.</p> <p>Using the puppet:<br/>Talk to your baby<br/>Do different voices<br/>Tell as many nursery rhymes as you can.</p>                                | <p><b>Goop</b></p> <p>Mix cornstarch with water to the consistency of liquid honey; let your children enjoy the texture by squeezing it through their fingers.</p> <p>Encourage your child to help with dressing by zippering or buttoning.</p> | <p><b>Book Look</b></p> <p>Parents and children visit the children's section of the public library to read, sing, draw and play together.</p> <p>Get a library card for your baby and borrow a book to take home.</p> | <p><b>Moo Baa Fun</b></p> <p>Encourage your children to sing along to "Old MacDonald" or other favourite animal songs; join in making the animal sounds.</p> <p>Borrow animal board books from your local library.</p>                          | <p><b>Clap, Snap, Tap</b></p> <p>Dance to loud and soft music adding noisy or quiet movements and voices to match the music.</p> <p>Together with your child clap, snap or tap the words to your child's favourite song or nursery rhyme as you chant it.</p> |
| 4-6<br>years | <p><b>Write On</b></p> <p>Have fun using different writing tools:<br/>Sticks in snow<br/>Flashlight on wall<br/>Popsicle sticks on foil<br/>Soap writing in the tub</p> <p>Make shapes, letters or words with a highlighter, for your child to trace over</p> | <p><b>Time to Talk</b></p> <p>Encourage your child to use a picture book to tell a story in their own words.</p> <p>Play "I Spy" (e.g., find things that begin or end with the same sound like "kite" and "cup"; "fan" and "spoon")</p> | <p><b>Alpha-Dough</b></p> <p>Make or buy playdough.</p> <p>Draw big letters of your child's name on a piece of paper.</p> <p>With your child, roll the playdough and place it on the letters.</p>   | <p><b>Title Tally</b></p> <p>Draw attention to the authors and titles of various children's books.</p> <p>Count the number of words in each title. Clap your hands for each word in the title.</p>                    | <p><b>It's In The Bag</b></p> <p>Place several small toys in a paper bag. Start telling a simple story. Take turns with your children to choose a toy from the bag and include it in the story. Continue until all the toys have been used.</p> | <p><b>Acting Out</b></p> <p>Choose a favourite book, song or rhyme; help your children to find props, toys or costumes.</p> <p>As you read or sing, have your child act out the story.</p> <p>Consider looking for new plays at your local library.</p>       |




We make every effort to provide age-appropriate suggestions for learning.  
It is the parents' responsibility to choose the activities that are suitable for their children.





# Family Literacy Week

January 21 to January 27, 2008

- Use these age appropriate ideas to celebrate family literacy at home every day this week.
- Go to your local public library to borrow books and use the computers.
- Find out what your neighbourhood school is doing to celebrate Family Literacy Week.
- Check local newspapers and radio stations for details about great **Family Literacy Day** events in your area.



| Age            | Monday   | Tuesday   | Wednesday   | Thursday  | Friday   | Weekend<br>Family Literacy Day   |
|----------------|--|---|---|---|--|--|
| 7-9<br>years   | <p><b>Family Literacy Week</b></p> <p>See how many words your children can make using the letters from the phrase "Family Literacy Week."</p>   | <p><b>A Secret Story</b></p> <p>Ask someone in your family to tell a story about when they were young, school tale, a sports event, a travel adventure.</p>   | <p><b>A Secret Message</b></p> <p>Encourage your child to write a message to a family member; show them how to keep their identities a secret by cutting words from magazines and newspapers and pasting them on a sheet of paper.</p>                  | <p><b>Licence Plate Reading</b></p> <p>While out in the car with your child, look for familiar letters, letter and number combinations or words on licence plates.</p> <div style="border: 1px solid black; padding: 5px; width: fit-content; margin: 10px auto;">4FAMLIT</div> | <p><b>TV Together</b></p> <p>Watch a TV show with your children; discuss what they like and do not like.</p> <p>Talk about new ideas and words from the TV show; identify other similar or different programs.</p> | <p><b>Architectural I Spy</b></p> <p>With all the family, go for a neighbourhood walk.</p> <p>Look for shapes or structures that look like a letter. Together, see if you can find the whole alphabet!</p> |
| 10-13<br>years | <p><b>Take Note</b></p> <p>Encourage your children to respond to societal and world issues from their perspective; for example, the state of local recreational facilities.</p> <p>Encourage your children to write to broadcasters or newspapers expressing their opinions.</p> | <p><b>Mum and Dad Don't Like Your Music?</b></p> <p>Write your own review of your favourite song to change their minds.</p>  | <p><b>Word of the Day</b></p> <p>With your children, look in magazines and newspapers to find an interesting or unusual word such as egregious or ossify; cut it out.</p> <p>Together, look up the meaning of the word in the dictionary or online.</p> | <p><b>Dictionary Hunt</b></p> <p>Pick out a word together from the dictionary and use it throughout the day; write a story together using the word.</p> <p>Look for words that have several meanings such as; "What does a cook cook?" or "Does pop pop?"</p>                   | <p><b>Media Literacy</b></p> <p>Have your children listen to a radio show or news broadcast.</p> <p>Discuss your children's and your personal reactions and emotions that these shows produce.</p>                 | <p><b>Rap It Up</b></p> <p>Choreograph a dance to match the rap song you wrote on Friday or to your favourite rap song.</p> <p>Play charades!</p>  |



We make every effort to provide age-appropriate suggestions for learning.  
It is the parents' responsibility to choose the activities that are suitable for their children.



Computer literacy is an important skill for children to achieve.  
Make sure your children learn how to navigate the net safely.