


Family Literacy Week

January 25 to January 30, 2009

- Use these age appropriate ideas to celebrate family literacy at home every day this week.
- Go to your local public library to borrow books and use the computers.
- Find out what your neighbourhood school is doing to celebrate Family Literacy Week
- Check local newspapers and radio stations for details about great **Family Literacy Day** events in your area.

Age	Weekend	Monday	Tuesday January 27 Family Literacy Day	Wednesday	Thursday	Friday
0-3 years	<p>Clap & Stomp Romp</p> <p>Act out songs and nursery rhymes together.</p> <p>Pause to let your children fill in the rhyming words.</p> <p>Clap or stomp to the beat.</p>	<p>Artsy Antics</p> <p>Give your child finger paints and newspaper or wrapping paper to paint on.</p> <p>Mix hot water with a box of Jell-O crystals until it is like finger paint.</p> <p>Try out chunky crayons.</p>	<p>Sign of the Times</p> <p>When you are out and about, look for, point out and chat about familiar signs.</p>  <p>Find three new signs in your neighbourhood.</p>	<p>Say Cheese</p> <p>To develop hand muscle coordination, let your children brush their teeth while you sing the “Brush Your Teeth” song by Raffi.</p> <p>To hear this tune go to: www.songsforteaching.com/folk/brushyourteethchant.htm</p>	<p>Neighbourly Fun Time</p> <p>Parents and babies get together at one home to read, sing and play together.</p> <p>Bring potluck snacks for fun.</p> <p>Share three books today.</p>	<p>Chant “Sh, Sh, Sh”</p> <p>Out come the stars Sh sh sh Bright shines the moon Sh sh sh Sweet sings nightbird Sh sh sh</p> <p>“Go to bed Sleepyhead,” Sandman said. “Sh sh sh.”</p> <p><small>From: <i>All Together Now</i> by Sonia Dunn, with permission. ©1999 Pembroke Publishers</small></p>
4-6 years	<p>All Aboard</p> <p>Create a story train by attaching laundry baskets together with string or yarn.</p> <p>Pull your child and some favourite toys in the “train” to “story land”, where you and your child can share books with the passengers from “toy land.”</p>	<p>Etch ‘n Sketch</p> <p>Fit black construction paper in the bottom of a shallow box. Cover the black paper with a layer of salt. Show your child how to use a finger to draw the letters of a favourite name.</p>	<p>Sound Detective</p> <p>Make sounds behind a door such as a spoon in a cup or a key in the lock.. Have your child guess what the sounds are.</p> <p>Remember - no peeking!</p>	<p>Flyer Fun</p> <p>Read grocery flyers together; discuss likes and dislikes; rip or cut out pictures.</p> <p>Sort pictures by colour and food groups.</p> <p>Make a grocery list with cutouts.</p>	<p>Family Reading Night</p> <p>Turn off the TV, video games and computer.</p> <p>Share a different type of book with the family (e.g. poetry, science, fact).</p> <p>Everyone read alone for a while and then share what was read.</p>	<p>Rhyme Time</p> <p>Have your children cover their eyes; make a familiar sound and ask your children to guess what it is.</p> <p>Choose and enjoy a familiar rhyme.</p> <p>Slowly clap the word segments or syllables as you recite the rhyme.</p>

We make every effort to provide age-appropriate suggestions for learning.





It is the parents’ responsibility to choose the activities that are suitable for their children.

Family Literacy Week

January 25 to January 30, 2009

- Use these age appropriate ideas to celebrate family literacy at home every day this week.
- Go to your local public library to borrow books and use the computers.
- Find out what your neighbourhood school is doing to celebrate Family Literacy Week.
- Check local newspapers and radio stations for details about great **Family Literacy Day** events in your area.

Age	Weekend	Monday	Tuesday January 27 Family Literacy Day	Wednesday	Thursday	Friday
7-9 years	<p>Captain Compass</p> <p>Ask your children to name a familiar place and give or draw directions to get there.</p> <p>Plan a trip to the familiar place and use the directions.</p> 	<p>Comic Relief</p> <p>Make a cootie catcher on a theme of your choice, such as your favourite sport, song or book.</p> <p>Make your own rebus or code book. A rebus book combines word and picture clues. Visit your local library for ideas.</p>	<p>Rock On</p> <p>Make up new words to a familiar tune with your children.</p> <p>Using imaginary microphones, perform the new song for others.</p> <p>Create stage names and biographies to introduce your group.</p>	<p>Blind as a Bat</p> <p>Without lifting pencil from paper, draw a picture of a face, a bat, a birthday cake and so on, while blindfolded.</p> <p>Play board games together, such as Yahtzee, Rummoli or Monopoly.</p>	<p>Wheel of Fortune</p> <p>Choose an interesting word; let your children take turns picking letters to guess the secret word.</p> <p>For a change, read poetry, stories, jokes, riddles or magazine articles with your children.</p>	<p>As Luck Would Have It</p> <p>Tell a story by switching storytellers with each new sentence or thought. Storytellers begin their ideas with either, "Fortunately..." or "Unfortunately..." until the story comes to a fortunate or unfortunate end.</p>
10-13 years	<p>Write On</p> <p>Visit a book store with your children to find their favourite of the latest best sellers.</p> <p>Ask your children to choose their top story in Saturday's newspaper.</p> <p>Have your children choose a favourite topic and write a rap song or poem about it.</p>	<p>Bloggers!</p> <p>As a family, make a family blog. Invite relatives & friends to join.</p> <p>Visit your local library to get on-line.</p> <p>Family blog sites: www.famoodle.com www.imbee.com</p>	<p>Table Talk</p> <p>Encourage your children to talk about their day; share yours; ask specific follow-up questions; be a patient listener.</p> <p>Use dinner time as an opportunity to discuss relevant events and ask for your children's opinions.</p>	<p>Super, Man!!</p> <p>Make your own graphic novel or comic.</p>  <p>Plan and cook a favourite family recipe together.</p>	<p>Movie Critic</p> <p>Have your children review and imitate styles of movie critics.</p> <p>Ask them to give it a thumbs up/down or a star rating and explain why.</p> <p>Have your children write their own review, using a favourite book they've read.</p>	<p>Rap On!</p> <p>Create a fun rap and share it with your family at dinner. Ask a family member to contribute a word or their name and make it into a rap song.</p> <p>For more ideas, check out: www.songsforteaching.com/chantsraps.htm</p>



We make every effort to provide age-appropriate suggestions for learning.
It is the parents' responsibility to choose the activities that are suitable for their children.

Computer literacy is an important skill for children to achieve.
Make sure your children learn how to navigate the net safely.