

# Halloween

Counting rhymes help children with these skills:

- Counting
- Sequencing
- Memory
- Awareness of syllables and sounds in words
- Listening and speaking



Special days are opportunities to make learning fun.

How can you help?

With your child:

1. Use finger plays and action rhymes throughout the day. Waiting for supper, the doctor or a slow moving grocery lineup can seem a lot more fun with a few rhymes to pass the time.
2. Clap your hands or walk or climb stairs to the rhythm of rhymes sometimes too. This helps your child feel the rhythm and sense the quantity he hears about in the rhyme.



**Deb Nesbitt-Munroe**  
Kingston and the Islands  
(613) 546-9355

 **Ontario**  
Early Years  
Literacy

**Susan Ramsay**  
HFL&A  
(613) 354-6318 ext. 32

# Halloween Night

Halloween night on a cold dark street,  
Five little creatures happened to meet.

The ghost moaned and groaned with a spooky sound,  
Trying to scare everyone around.

The witch cackled fiercely with a “Hee hee hee!”  
Shrieking very loudly, “Who’s afraid of me?”

The skeleton rattled with a click, click, click.  
“I’m going to scare you with my bone rattling trick.”

The big black bat swooped quickly up and down,  
Saying, “I’m the scariest one in town.”





The black cat answered with a hiss, hiss, hiss.  
Arching her back said, “I’ll scare you like this!”

Then they laughed and giggled with a friendly shrug.  
And they all joined together in a Halloween hug.

They went with their parents to the next open door.  
And held out their bags to trick or treat some more!



**Cut Halloween creatures from this page.  
Glue to popsicle sticks.  
Use stick puppets to act out rhyme.**



**Deb Nesbitt-Munroe**  
Kingston and the Islands  
(613) 546-9355



**Susan Ramsay**  
HFL&A  
(613) 354-6318 ext. 32