

# Listening Games to Play at Home



## Listening to Distinctive Sounds



Gather together some objects that make distinctive sounds such as; a whistle, bells, a purse to snap shut and paper to crumple. Other noises can be made by blowing, clapping, knocking, eating an apple, cutting with scissors etc.



Have your child cover his eyes with his hands while you make a familiar noise. By listening carefully and not peeking your child can try to identify the sound.

Once your child has caught on to the game, make two noises one after the other and encourage your child to say which noise came first and second. You can say “There were two sounds. First we heard a —— and then we heard a ——.

# Listening Games to Play at Home



## Listening to Distinctive Sounds



Gather together some objects that make distinctive sounds such as; a whistle, bells, a purse to snap shut and paper to crumple. Other noises can be made by blowing, clapping, knocking, eating an apple, cutting with scissors etc.



Have your child cover his eyes with his hands while you make a familiar noise. By listening carefully and not peeking your child can try to identify the sound.

Once your child has caught on to the game, make two noises one after the other and encourage your child to say which noise came first and second. You can say “There were two sounds. First we heard a —— and then we heard a ——.




# Listening Games to Play at Home

## Hiding the Ticking Clock

In this game your child tries to locate a sound that can blend into the environment unless the child listens very carefully for a period of time. This helps develop or expand your child's listening attention.

You'll need a ticking clock or oven timer.

Ask your child to cover her eyes. While her eyes are covered hide the ticking clock or timer (make sure it is ticking!!). Your child then uncovers her eyes and tries to locate the ticking by listening.



# Listening Games to Play at Home

## Hiding the Ticking Clock

In this game your child tries to locate a sound that can blend into the environment unless the child listens very carefully for a period of time. This helps develop or expand your child's listening attention.

You'll need a ticking clock or oven timer.

Ask your child to cover her eyes. While her eyes are covered hide the ticking clock or timer (make sure it is ticking!!). Your child then uncovers her eyes and tries to locate the ticking by listening.

